






Worker-Driver Port Gamble

For detailed Worker/Driver Route information go to <http://www.kitsaptransit.com/service/workerdriver-buses> or contact Cyndi Griffey at 360.478.6222 or cyndig@kitsaptransit.com

-  Transit Centers
-  Park and Rides
-  Port Gamble - inbound
-  Port Gamble - outbound
-  PSNS

